



STUBBE'S
PRECAST

Family Owned.
Professionally Run.



Total Precast Building Solutions

Why Build Total Precast ?

- **Speed of Erection**

Cladding walls, structural components and 8,000 square feet of hollowcore floor slabs can be installed in just one week.

- **High Quality**

Manufactured in CPCI certified facilities ensuring tighter tolerances than onsite construction.

- **Design Assistance**

Our qualified and knowledgeable sales team will work with you to ensure you get the building you want, at the best possible price, while consulting with our engineering team throughout the process.

- **The Precast Advantage**

Superior fire ratings, acoustical control and durability over other building systems.

- **Safety**

Stubbe's buildings ensure clean sites, eliminate trade interference as well as reducing the number of workers on-site. This results in less safety hazards and risks.

- **Accelerated Building Construction**

Substantial completion in less working days. Eliminate conflicts and delays between trades with one main structural trade allowing for continuous and uninterrupted installation.



Stubbe's Total Precast Package Includes:

- **Hollowcore Floor Spans**

Clear spans up to 45'
Hollowcore rating: 2 hour fire rating and STC 50

- **Precast Balconies**

Broom finish- Sloped to exterior

- **Precast Stairs and Landings**

Finished top surface- High durability

- **Load Bearing Precast Walls**

58 STC Rating- Capable of supporting 30 plus storeys

- **Exterior Precast Cladding Walls**

Multiple finishers- Insulated options

- **Precast Columns and Beams**

Integral 2 hour fire rating- Architectural finishes available

- **Steel Beams and Lintels**

Flush ceiling framing where required

- **Architectural Cornices**

Custom profiles available

- **Caulking / Fire Proofing**

Exterior caulking- Interior fire proofing

- **Mechanical Openings**

Sleeving, Core drilling

- **Installation**

Completed by Stubbe's own non- union installation crews



Complete 3D modelling service to ensure accuracy between trades.

All precast connections and reinforcements designed by Stubbe's Engineering team.



Installations

Products installed by Stubbe's in house crews



Faster enclosed buildings with windows installed at Stubbe's plant.




Stubbe's non-union installation teams include mobile cranes and tower crane operators.




All weather construction with minimal winter heat requirements.

Finishes


Mold Liners, Coatings, and Stains



Medium Sandblast
White Cement




Reveals




Board & Batten



Ashlar Stone



Split Face Block



Textured Face
Brick



Multi Tonal
Stone



Exposed Aggregate
White Cement




Wood- 2
Tone Stain



Textured Paint



San Diego
Fieldstone



Fluted Rib



Light Grain
Cedar Wood



White
Cement



16 x 8 Block

Available in any colour! Please contact us for your stain or paint options!

BASF Master Protect HB300SB

Further precast finishes are being worked on today!

Contact us to learn more!

Accents/ Specialty





Production takes place at three state-of-the-art manufacturing plants with over 340,000 square feet of indoor production and support facilities on over 175 acres in South Western Ontario.

A Family Company Built on Solid Values

Stubbe's was founded in 1982 by Herb Stubbe, when he designed and manufactured the first precast concrete hog feeders in Harley, Ontario. Over the years the company added multiple agricultural products including various types of bunk feeders, bunker silo walls and slats combined with structural posts and beams.

In 2001, Stubbe's entered the commercial and residential markets by introducing its hollowcore flooring system. This was followed by the introduction of structural wall panels in 2006. In 2010, Stubbe's added structural columns, beams and double tees to its product line. All these products are now combined to create Total Precast structures.



STUBBE'S
PRECAST

STUBBE'S PRECAST
44 Muir Line, Harley, NOE 1E0
519-424-2183
estimating@stubbes.org